

243. A Further Synthetic Approach to the Adamantane Isomer 2,5-Trimethylenenorbornane (Tricyclo[5.3.0.0^{3,9}]decane, 4-Homotwistbrendane)

by Hans-Ruedi Känel and Camille Ganter

Laboratorium für Organische Chemie, Eidgenössische Technische Hochschule, ETH-Zentrum,
CH-8092 Zürich

(5. X. 82)

Summary

A further synthetic approach to 2,5-trimethylenenorbornane (**1**; tricyclo[5.3.0.0^{3,9}]decane, 4-homotwistbrendane), a member of the ‘adamantaneland’, is described starting from methyl 5-oxo-2endo-norbornanecarboxylate (**5**). The required C₂-chain was introduced by a *Wittig-Horner* reaction and the ring closure of the trimethylene bridge achieved by an acyloin condensation.

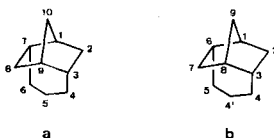
In the course of our studies on isomeric tricyclic hydrocarbons of the ‘adamantaneland’¹⁾, we recently described a first synthesis of the title isomer, 2,5-trimethylenenorbornane (**1**)²⁾. Solvolysis of the *p*-toluenesulfonate **2** of protoadamant-4-en-10endo-ol yielded among others the allylic alcohols **3** and **4** with the desired C-skeleton [2]. Subsequent conversions of the latter led to **1**.

In view of further investigations on the adamantane rearrangement of **1**, especially with specifically labelled analogues, we report a second synthetic approach to **1** and derivatives thereof, starting from the properly 2,5-difunctionalized norbornane **5**. As the only evaluated synthesis of **5** [3] is an unspecific one, we decided to prepare **5** from the known ester **6** [4] by the following route: epoxidation and lactonization of **6** with trifluoroacetic acid [5] gave the known [6] hydroxy lactone **7** (94%), which was oxidized to the keto lactone **8** (80%) with

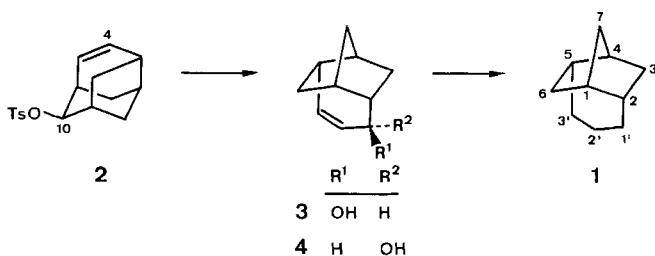
¹⁾ ‘Adamantaneland’: a set of 19 isomeric C₁₀H₁₆-hydrocarbons [1].

²⁾ Compound **1** is also called 2,5-trimethylene-8,9,10-trinorbornane, tricyclo[5.3.0.0^{3,9}]decane (**a**), 4-homotwistbrendane (**b**). In the present communication the numbering of the C-atoms follows the trimethylenenorbornane nomenclature. The correct IUPAC names are added in parentheses in the *Exper. Part*.

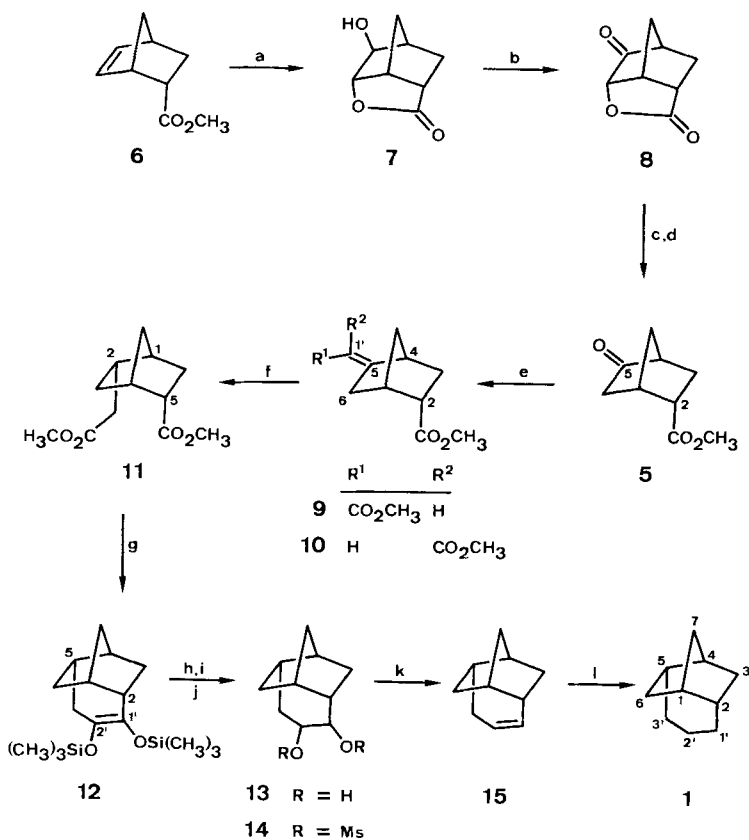
Scheme 1



Scheme 2



Scheme 3



^{a)} 90% H₂O₂-solution, (CF₃CO)₂O, K₂HPO₄ · 3 H₂O, CH₂Cl₂, 15 min, 0° [5]. ^{b)} RuO₂, NaIO₄, CHCl₃, H₂O [7]. ^{c)} Zn, AcOH, reflux. ^{d)} CH₂N₂. ^{e)} (CH₃O)₂P(O)CH₂CO₂CH₃, NaH, benzene, 70°. ^{f)} H₂, 10% Pd/C, AcOEt. ^{g)} Na, toluene, (CH₃)₃SiCl, reflux. ^{h)} H₂, 10% Pd/C, CH₃OH. ⁱ⁾ LiAlH₄, Et₂O. ^{j)} CH₃SO₂Cl, *N,N*-dimethylaminopyridine, pyridine. ^{k)} Na, anthracene, THF [10]. ^{l)} H₂, 5% Pd/CaCO₃, pentane [2].

RuO₄ [7]. Treatment of **8** with Zn/CH₃COOH followed by methylation with diazomethane led to the envisaged keto ester **5** in 60% yield. The missing C₂-side chain at C(5) was introduced by a *Wittig-Horner* reaction to afford a separable 3.3:1 mixture (97%) of the two configurational isomers **9**³⁾ and **10**³⁾. Hydrogenation of both compounds quantitatively gave the *endo,endo*-disubstituted norbornane derivative **11**⁴⁾. The key step of our synthesis was the ring closure of **11** to a 2,5-trimethylenenorbornane derivative. This could easily be achieved by a modified acyloin condensation [8] yielding the bisilylated acyloin **12** (76%). Its treatment with 10% Pd/C [9] under H₂-atmosphere and subsequent reduction with LiAlH₄ gave a mixture of diastereomeric alcohols **13** (87%), which was converted to a mixture of methanesulfonates **14** (88%). Subsequent elimination with sodium anthracene [10] led to the olefine **15** (51%), which very recently we already had prepared by an independent route [2] and had converted by hydrogenation to the title compound 2,5-trimethylenenorbornane (**1**) [2].

Financial support by the *Schweizerischer Nationalfonds zur Förderung wissenschaftlicher Forschung* and by *Ciba-Geigy AG*, Basel, is gratefully acknowledged.

Experimental Part

Spectral data²⁾. - *General*. IR. spectra were recorded in CCl₄ on a *Perkin-Elmer-297* spectrophotometer, bands are given in cm⁻¹. ¹H-NMR. spectra (CDCl₃) were measured on a *Varian HA-100* or *Bruker WM-300* using CDCl₃ as solvent. Chemical shifts are given in ppm relative to TMS as internal standard; *J* = spin-spin coupling constant (Hz), *w*_{1/2} = half width at half height (Hz). Mass spectra (MS.) were performed on a *Hitachi-Perkin-Elmer-RMU-6M* instrument at 70 eV ionizing electron energy, source temp. 180°, inlet temp. 200°. The most important ions are listed as *m/z* values with relative intensities (% of base peak) in parenthesis.

Methyl 5-[(E)-methoxycarbonylmethylidene]-8,9,10-trinorbornane-2-endo-carboxylate (9). - IR.: 3018w, 1742s, 1716s, 1667m, 1451w, 1436m, 1421w, 1360m, 1307w, 1282w, 1270m, 1254w, 1230w, 1204s, 1167m, 1147m, 1133m, 1114w, 1072w, 1034m, 920w, 904w. - ¹H-NMR. (300 MHz): 1.5-1.6 (*m*, 2 H-C(7)); 1.79 (*dxd*, *J*(*gem*) = 12.5, *J*(*2exo,3endo*) = 4.5, H_{*endo*}-C(3)); 1.96 (*dxdxd*, *J*(*gem*) = 12.5, *J*(*2exo,3exo*) = 11.5, *J*(*3exo,4*) = 5, H_{*exo*}-C(3)); 2.52 (*m*, *w*_{1/2} ≈ 6, 2 H-C(6)); 2.78 (*m*, *w*_{1/2} ≈ 9, H-C(1)); 2.87 (*m*, *w*_{1/2} ≈ 9, H-C(4)); 2.89 (*m*, *w*_{1/2} ≈ 23, H_{*exo*}-C(2)); 3.67 and 3.68 (2 *s*, H₃CO₂C-C(2) and H₃CO₂C-C(1')); 5.78 (*t*, *J* = 3, H-C(1')). - MS.: 224 (2, *M*⁺, C₁₂H₁₆O₄), 193 (30), 192 (53), 165 (17), 164 (32), 138 (100), 133 (18), 132 (13), 123 (15), 107 (23), 106 (95), 105 (67), 104 (22), 91 (28), 87 (28), 79 (53), 78 (46), 77 (44), 67 (15), 66 (14), 65 (18), 59 (33), 55 (38), 41 (19), 39 (34), 27 (20), 15 (30).

Methyl 5-[(Z)-methoxycarbonylmethylidene]-8,9,10-trinorbornane-2-endo-carboxylate (10). - IR.: 3020w, 1743s, 1723s, 1666m, 1449w, 1435m, 1364m, 1315w, 1297m, 1280m, 1269w, 1254w, 1213s, 1197m, 1175w, 1166s, 1137s, 1116w, 1029m, 950w, 939w, 915w, 907w, 853w. - ¹H-NMR. (300 MHz): 1.45-1.65 (*m*, *AB*-part, 2 H-C(7)); 1.77 (*dxdxd*, *J*(*gem*) = 13, *J*(*2exo,3endo*) = 5, *J*(*3endo,7C(5)*) = 2.5,

³⁾ We assign the (*E*)-configuration to the major product **9** and the (*Z*)-configuration to the minor isomer **10** on the basis of their ¹H-NMR. data for H-C(4) and 2 H-C(6). Due to the close vicinity of the ester group in **9** the C(6)-methylene group is shifted downfield (2 H-C(6) at 2.52 and H-C(4) at 2.87 ppm), whereas in **10** H-C(4) is strongly deshielded (H-C(4) at 4.04 and 2 H-C(6) at 2.15-2.35 ppm).

⁴⁾ According to GC. analysis only < 2% of an *Sexo*-epimer was formed.

⁵⁾ The right superscripts C(5) and C(2) mean that the H-atom at C(7) is, with respect to the bridge, on the same side as C(5) and C(2), respectively.

$H_{endo}-C(3)$; 2.02 ($d \times d \times d$, $J(gem) = 13$, $J(2exo, 3exo) = 12$, $J(3exo, 4) = 4.5$, $H_{exo}-C(3)$); 2.15-2.35 (m , AB -part, 2 $H-C(6)$); 2.70 (m , $w_{1/2} \approx 8$, $H-C(1)$); 2.90 ($d \times d \times d \times d$, $J(2exo, 3exo) = 12$, $J(2exo, 3endo) = 5$, $J(1, 2exo) = 4.5$, $J = 1$, $H_{exo}-C(2)$); 3.68 and 3.70 (2 s , $H_3CO_2C-C(2)$ and $H_3CO_2C-C(1')$); 4.04 ($d \times m$, $J(3exo, 4) = 4.5$, $w_{1/2} \approx 8$, $H-C(4)$); 5.58 (m , $w_{1/2} \approx 5$, $H-C(1')$). - MS.: 224 (2, M^+ , $C_{12}H_{16}O_4$), 193 (28), 192 (44), 165 (15), 164 (30), 138 (100), 133 (20), 132 (14), 123 (14), 107 (21), 106 (75), 105 (63), 104 (21), 91 (27), 87 (28), 79 (49), 78 (43), 77 (41), 67 (14), 66 (13), 65 (17), 59 (32), 55 (36), 41 (22), 39 (35), 29 (10), 27 (21), 15 (33).

Methyl 5endo-methoxycarbonyl-8,9,10-trinorbornane-2endo-acetate (11). - IR.: 1742-1737s, 1458w, 1452w, 1435m, 1378w, 1348w, 1308w, 1301w, 1290w, 1240m, 1197s, 1178s, 1122w, 1047w, 1023w, 1003w, 912w. - 1H -NMR. (300 MHz): 0.79 ($d \times d \times d$, $J(gem) = 13.5$, $J(2exo, 3endo) = 5$, $J(3endo, 7C^{(5)}) = 2$, $H_{endo}-C(3)$); 1.45-1.55 (m , 2 $H-C(7)$); 1.55 ($d \times d \times d \times d$, $J(gem) = 13.5$, $J(5exo, 6exo) = 11.5$, $J(1, 6exo) = 4.5$, $J(2exo, 6exo) = 2$, $H_{exo}-C(6)$); 1.76 ($d \times d \times d \times d$, $J(gem) = 13.5$, $J(2exo, 3exo) = 11.5$, $J(3exo, 4) = 5$, $J(3exo, 5exo) = 2$, $H_{exo}-C(3)$); 1.96 ($d \times d \times d$, $J(gem) = 13.5$, $J(5exo, 6endo) = 5$, $J(6endo, 7C^{(2)}) = 2.5$, $H_{endo}-C(6)$); 2.24 ($d \times m$, $J(1, 6exo) = 4.5$, $w_{1/2} \approx 10$, $H-C(1)$); 2.27 (m , $w_{1/2} \approx 25$, $H_{exo}-C(2)$); 2.45-2.55 (m , $H-C(4)$ and $H_3CO_2CCH_2-C(2)$); 2.78 ($d \times d \times d \times d$, $J(5exo, 6exo) = 11.5$, $J(5exo, 6endo) = 5$, $J(4, 5exo) = 4.5$, $J(3exo, 5exo) = 2$, $H_{exo}-C(5)$); 3.66 and 3.69 (2 s , $H_3CO_2C-C(5)$ and $H_3CO_2CH_2C-C(2)$). - MS.: 226 (3, M^+ , $C_{12}H_{18}O_4$), 195 (59), 194 (97), 167 (30), 166 (76), 162 (40), 153 (21), 152 (36), 138 (24), 135 (25), 134 (40), 121 (22), 120 (14), 117 (14), 108 (19), 107 (64), 106 (37), 105 (17), 100 (12), 99 (24), 93 (71), 92 (42), 91 (49), 87 (70), 81 (22), 80 (100), 79 (97), 78 (25), 77 (44), 74 (34), 67 (63), 66 (76), 65 (27), 59 (63), 55 (43), 54 (16), 53 (27), 43 (16), 41 (60), 39 (45), 29 (13), 27 (23), 15 (42).

1', 2'-Bis(trimethylsilyloxy)-2, 5-trimethylene-8, 9, 10-trinorborn-1'-ene (4, 5-Bis(trimethylsilyloxy)tricyclo[5.3.0.0^{3,9}]dec-4-ene; 12). - IR.: 1671m, 1463w, 1350w, 1330m, 1309w, 1295w, 1278w, 1250s, 1235m, 1203s, 1189m, 1164w, 1148w, 1120m, 1067m, 1017w, 1005w, 972w, 959m, 953m, 931w, 909m, 899m, 878s, 868s, 846s. - 1H -NMR. (100 MHz, internal standard: $CHCl_3$): 0.13 and 0.15 (2 s , each $(CH_3)_3Si$); 1.2-1.9 (m , 2 $H-C(3)$, 2 $H-C(6)$ and 2 $H-C(7)$); 1.9-2.6 (m , $H-C(1)$, $H-C(2)$, $H-C(4)$, $H-C(5)$ and 2 $H-C(3')$). - MS.: 312 (9), 311 (22), 310 (80, M^+ , $C_{16}H_{30}O_2Si_2$), 295 (9), 268 (21), 220 (5), 205 (5), 181 (10), 167 (6), 155 (34), 147 (35), 75 (18), 73 (100), 45 (16).

Mixture of 2,5-trimethylene-8,9,10-trinorbornane-1', 2'-diols (tricyclo[5.3.0.0^{3,9}]decane-4,5-diols; 13). - IR.: 3630w, 3380s br., 1474m, 1442w, 1402m, 1308m, 1246w, 1203w, 1160w, 1135w, 1114w, 1058s, 1029s, 1012m, 991w, 973m, 943m, 924w, 896w, 850w. - 1H -NMR. (100 MHz): 1.0-1.6 (m , 5 H); 1.6-2.6 (m , 7 H); 2.74 and 2.98 (2 m , $w_{1/2}$ each ≈ 8 , $HO-C(1')$ and $HO-C(2')$); 4.1-4.45 (m , $w_{1/2} \approx 10$, $H-C(1')$ and $H-C(2')$). - MS.: 168 (3, M^+ , $C_{10}H_{16}O_2$), 150 (47), 135 (13), 132 (17), 122 (14), 121 (28), 120 (15), 119 (25), 117 (27), 109 (41), 108 (45), 107 (22), 106 (38), 105 (14), 104 (22), 97 (10), 96 (61), 95 (42), 94 (32), 93 (59), 92 (85), 91 (60), 84 (10), 83 (26), 82 (13), 81 (69), 80 (86), 79 (97), 78 (27), 77 (36), 70 (54), 69 (15), 68 (17), 67 (100), 66 (84), 65 (14), 57 (22), 55 (23), 54 (11), 53 (17), 43 (10), 41 (42), 39 (25), 29 (11), 27 (15).

Mixture of 2,5-trimethylene-8,9,10-trinorbornane-1', 2'-diyl dimethanesulfonates (tricyclo[5.3.0.0^{3,9}]decane-4,5-diyl dimethanesulfonates; 14). - IR. ($CHCl_3$): 1479w, 1447w, 1413w, 1364s, 1337s, 1306w, 1273w, 1173s, 1150w, 1066w, 1038w, 1019m, 1008w, 990w, 975s, 965s, 942m, 922w, 903s, 867s. - 1H -NMR. (100 MHz): 1.0-1.8 (m , 6 H); 1.8-2.8 (m , 6 H); 3.03 and 3.05 (2 s , each CH_3SO_3); 5.2-5.5 (m , $H-C(1')$ and $H-C(2')$). - MS.: 324 (M^+ ($C_{12}H_{20}O_6S_2$) not observed), 245 (10), 228 (15), 186 (11), 150 (12), 149 (88), 133 (38), 132 (78), 131 (41), 121 (52), 119 (13), 117 (52), 107 (16), 105 (39), 104 (25), 93 (44), 92 (24), 91 (100), 81 (19), 80 (18), 79 (78), 78 (30), 77 (22), 67 (51), 66 (22), 57 (14), 55 (19), 54 (12), 53 (11), 41 (29), 39 (11).

We thank for their assistance Miss B. Brandenberg (NMR.), Mrs. L. Golgowsky and Prof. J. Seibl (MS.) of our analytical department.

REFERENCES

- [1] a) *H. W. Whitlock, jr. & M. W. Siefken*, *J. Am. Chem. Soc.* **90**, 4929 (1968); b) *E. M. Engler, M. Farcasiu, A. Sevin, J. M. Cense & P. v. R. Schleyer*, *ibid.* **95**, 5769 (1973); see also *R. C. Fort, jr.*, 'Adamantane. The Chemistry of Diamond Molecules', M. Dekker, Inc., New York, N.Y. 1976.
- [2] *H.-R. Känel, H.-G. Capraro & C. Ganter*, *Helv. Chim. Acta* **65**, 1032 (1982).
- [3] *J. G. Henkel & L. A. Spurlock*, *J. Am. Chem. Soc.* **95**, 8339 (1973).
- [4] *K. Alder, G. Stein, M. Liebmann & E. Rolland*, *Justus Liebigs Ann. Chem.* **514**, 197 (1934).
- [5] *I. Fleming & J. P. Michael*, *J. Chem. Soc., Perkin Trans. I* **1981**, 1549.
- [6] *H. B. Henbest & B. Nicholls*, *J. Chem. Soc.* **1959**, 221.
- [7] *H. Gopal, T. Adams & R. M. Moriarty*, *Tetrahedron* **28**, 4259 (1972).
- [8] *K. Rühlmann*, *Synthesis* **1971**, 236.
- [9] *E. J. Corey & A. Venkateswarlu*, *J. Am. Chem. Soc.* **94**, 6190 (1972).
- [10] *J. C. Carnahan, jr. & W. D. Closson*, *Tetrahedron Lett.* **1972**, 3447.